

# Annual Report

January 2021 - December 2021

**abwe**



**A GLOBAL FAMILY OF MINISTRIES**

# Overflowing in Thanksgiving

Dear valued co-laborer in the gospel,

I have a confession: I love statistics and data.

In fact, recently, right after getting back from an exhausting overseas trip, I logged onto my computer and spent hours poring over reports, analyzing ABWE's missionary family, global impact, and financial stewardship. Perhaps I should have been resting, but I'm always fascinated by the way numbers can tell a story.

Of course, numbers don't always paint the entire picture. It's faithfulness, not just measurable fruit, that our Lord wants from us.

But the story our numbers do tell is nothing short of astonishing. And it fills me with immense gratitude.

Every salvation, baptism, church planted, or initiative undertaken is a reason to rejoice. How much more, then, should we glorify God for all he has done—hundreds and thousands of times over, all across the globe?

The Apostle Paul said this about ministry and those who financially support it:

“He who supplies seed to the sower and bread for food will supply and multiply your seed for sowing and increase the harvest of your righteousness. You will be enriched in every way to be generous in every way, which through us will

produce thanksgiving to God. For the ministry of this service is not only supplying the needs of the saints but is also overflowing in many thanksgivings to God.” (2 Corinthians 12 ESV-9:10)

We must overflow in many thanksgivings.

So, I'm asking that, before you put this report down, bow your head for a moment, and thank God for a few of the things you've read about. He deserves all of our praise for what he's doing in the world.

One last note: our gratitude should lead us to service. Consider these words from the father of modern missions, William Carey:

“I was once young and now I am old, but not once have I been witness to God's failure to supply my need when first I had given for the furtherance of his work. He has never failed in his promise, so I cannot fail in my service to him.”

On behalf of ABWE's missionary family, headquarters team, and board: may the Lord richly encourage you as you give thanks for all he has done. ■



## Paul Davis | ABWE President

Paul and his wife Martha have served in ministry since 1989 and at ABWE since 2017. In their lifetime of ministry, they have led church plants, Christian schools, and dynamic ministry teams. Additionally, they have given oversight to children's, youth, and college/career ministries. They enjoy pace-setting leadership, as well as serving as educators, conference speakers, and ministry trip facilitators. Learn more at [PaulLDavis.com](http://PaulLDavis.com).



# Global Impact

With eased COVID restrictions and fields opening up, we saw God produce a great harvest through our teams around the globe as they diligently worked to spread the gospel and lead others to Christ.



**593**

Churches Planted  
or Revitalized



**897**

Baptisms  
Celebrated




**119,993**

Patients Received  
Healthcare



**325**

Translation  
Projects Completed



**4,516**

Students  
Trained or Mentored



**24**

New Sending Churches  
added in 2021

## New Ministries Launched



**LAUNCHPOINT**

**Short-term trips. Long-term impact.**

Launch Point reignited the short-term missions ministry of ABWE in 2021. As a ministry of ABWE, Launch Point leverages resources and ministry partnerships built over the last 94 years ministering in 84 countries to provide long-term opportunities through short-term trips.

Launch Point maximizes short-term missions trips to ensure the greatest long-term impact on ministry and participants.

Learn more at [launchpointmissions.org](https://launchpointmissions.org).

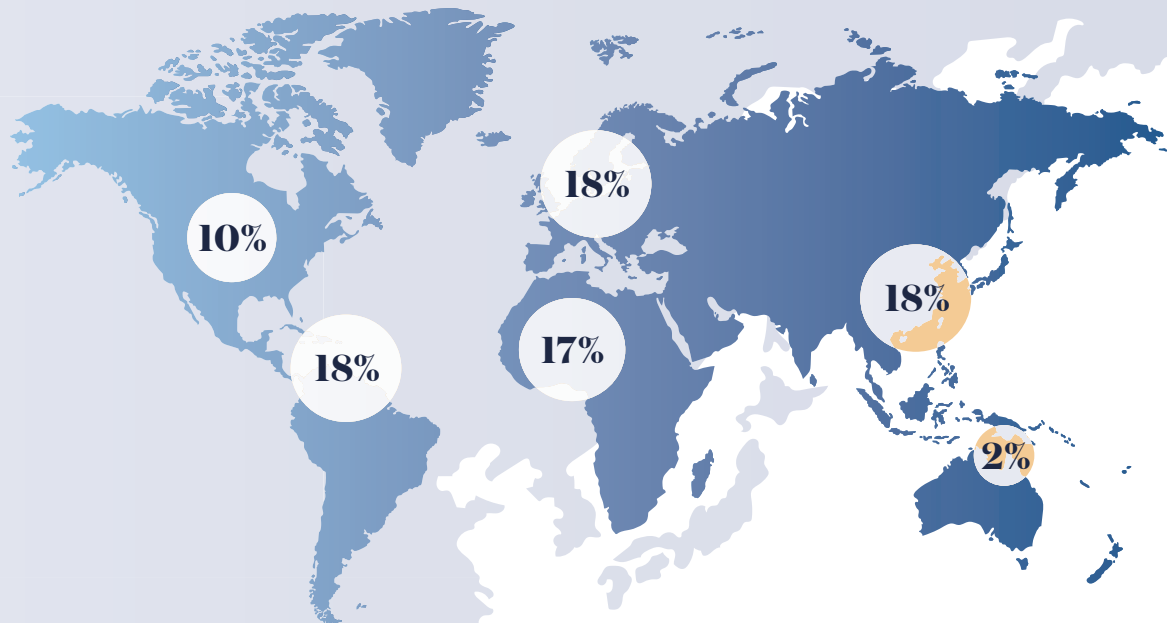


**Opening Closed Countries.  
Reaching Unreached People Groups.**

We believe God is calling a generation to go to the hard-to-reach areas of the globe and reach the unreached with the gospel. Started in 2021, the Open Initiative is working to deploy new workers to closed countries and unreached, minimally-engaged peoples in each major region of ABWE ministry worldwide.

Learn more at [abwe.org/open](https://abwe.org/open).

# Where Are ABWE Missionaries Making an Impact?



\*Percentage of ABWE Missionaries serving in each region of the globe.



**17%**

teammates serving international ministries and missionaries (Live Global, Member Care, etc.)

## Major Project Fund Raising

(Money raised from 01/01/21 - 05/02/22)

### Hôpital Baptiste Biblique (HBB)

\$1,719,683.27 (Phase 1 Complete)

### Ukraine Crisis Fund

\$1,237,760.62

### Global Gospel Fund

\$685,812.47

### PACT Romania Ministry Center

\$189,759.12

### Nicaragua Ministry Center

\$106,125.00

### Kosovo Leadership Academy

\$67,300.30 (Phase 3A Complete)

# Who is Serving With ABWE?

## ABWE Has 933 Active Missionaries

**796**  
Long-Term



**85**  
Short-Term



**52**  
Mid-Term



*\*Each icon represents ten (10) missionaries.*

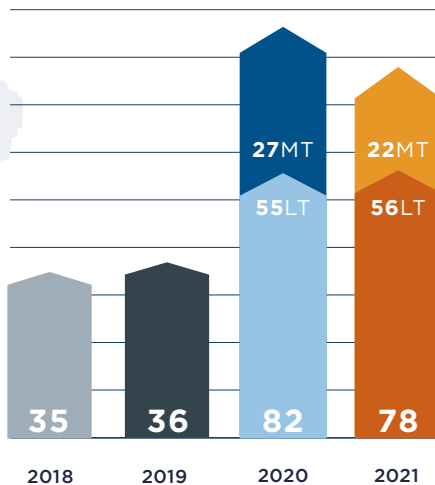
## Net Missionary Changes

**88** total missionaries added in 2021. This includes long-term and mid-term.



**65** missionaries lost in 2021. This includes those who resigned, are deceased, retired, terminated, or concluded their time of service.

## New Missionaries by Year



**56** missionaries committed to serving four years or more on their appointed field, while **22** missionaries committed to serving 1 to 4 years.

We doubled the number of short-term missionaries from 18 last year to **37**. Short-termers serve 2 months to 1 year.

# Financial Report

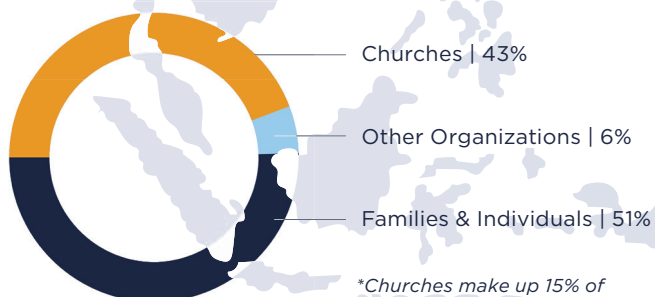


|                              | 2019                | 2020                | 2021                |
|------------------------------|---------------------|---------------------|---------------------|
| <b>FUNDING SOURCES</b>       |                     |                     |                     |
| Contributions                | \$44,113,123        | \$45,715,776        | \$48,175,996        |
| Investment Income            | \$5,283,777         | \$5,860,507         | \$5,564,704         |
| Other Sources                | \$1,192,687         | \$2,962,615         | \$1,295,247         |
| <b>TOTAL FUNDING SOURCES</b> | <b>\$50,589,587</b> | <b>\$54,538,898</b> | <b>\$55,035,947</b> |
| <b>EXPENSES</b>              |                     |                     |                     |
| Program                      | \$43,175,884        | \$40,637,774        | \$44,944,410        |
| Management and General       | \$5,810,487         | \$5,773,490         | \$5,792,436         |
| Fundraising                  | \$3,225,225         | \$3,442,692         | \$4,269,123         |
| <b>TOTAL EXPENSES</b>        | <b>\$52,211,596</b> | <b>\$49,853,956</b> | <b>\$55,005,969</b> |

Complete and audited financial statements are available at [abwe.org/abwe-annual-financial-statements](http://abwe.org/abwe-annual-financial-statements).

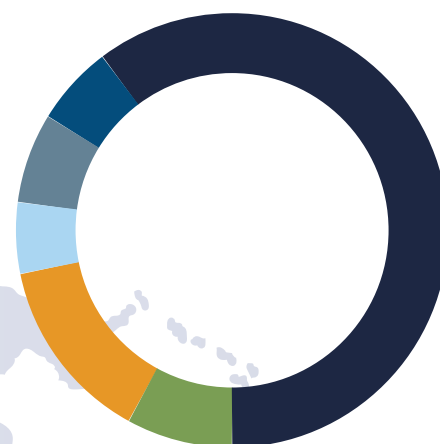
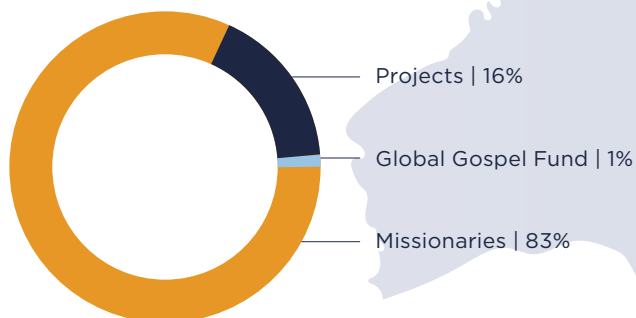
## Where Does Our Support Come From?

(% of total giving)

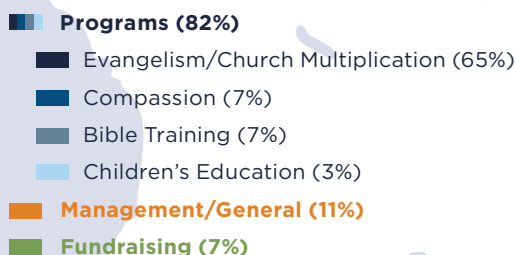


*\*Churches make up 15% of our donor base, but they give 43% of all gifts.*

## What Did They Support?



## How Was The Money Used?



\*Complete and audited financial statements are available at [abwe.org/abwe-annual-financial-statements](http://abwe.org/abwe-annual-financial-statements).